



RECYCLE OFTEN.  
RECYCLE RIGHT.™

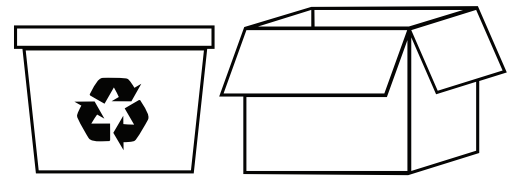


# SIMPLIFY YOUR RECYCLING

## FIVE EASY STEPS TO GET STARTED:

STEP  
1

Repurpose or purchase two containers to collect trash and recycling separately. You can use an old box or similar shaped container, or purchase two new containers. Make sure both containers are side-by-side for convenience.


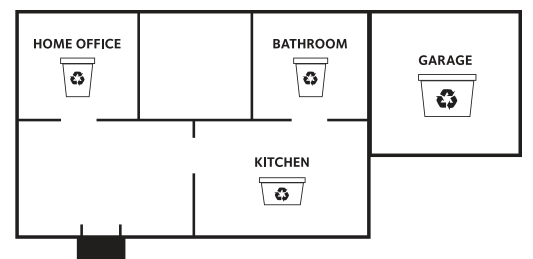


STEP  
2

Download and print the labels from [recycleoftenrecycleright.com](http://recycleoftenrecycleright.com). Stick them on the bins so everyone can see what goes where. Remember - do not use a plastic bag in your recycling bin - dump recyclables loose in your bin. Only use liners in your trash bin.

STEP  
3

Repeat steps 1 and 2 for every room in your house, for example, in the home office, bathroom, or garage. Start recycling!



STEP  
4

When it comes time to take the garbage and recycling out, empty the smaller bins into the largest container in the house. Don't use a plastic bag to consolidate your recyclables! Or if you do, dump them out into the recycling cart.

STEP  
5

Share your best tips or show us your set up on social media using the hashtag #Recycling101



To learn more visit [RecycleOftenRecycleRight.com](http://RecycleOftenRecycleRight.com) or our [YouTube Channel](#).

© 2014 Waste Management, Inc. The Recycle Often. Recycle Right.™ recycling education program was developed based upon national best practices. Please consult your local municipality for their acceptable materials and additional details of local programs, which may differ slightly.